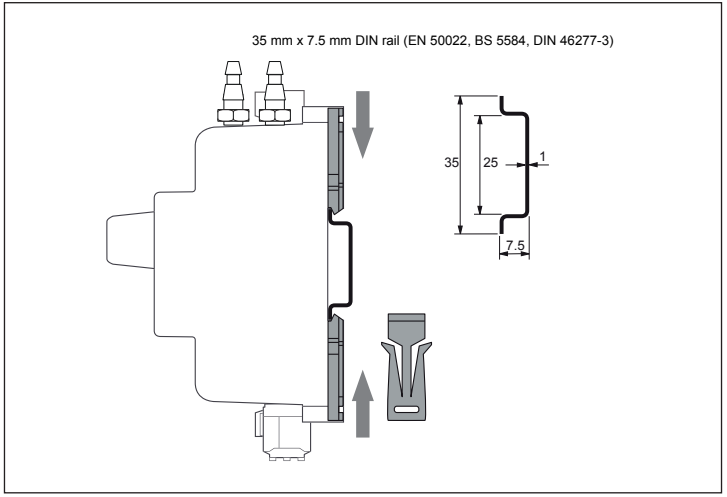

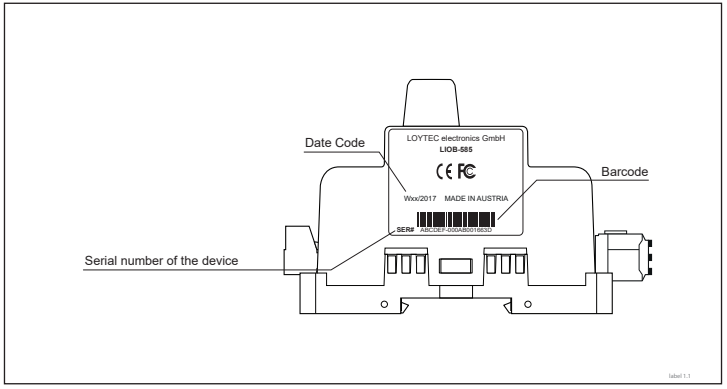

Document 88099301 Web edition
10/2026
Printed in Austria
Data is subject to change

LOYTEC
A Delta Group Company
http://www.loytec.com
support@loytec.com

LIOB-585-VAV I/O Controller + MP-Bus Actuator

Installation instructions

Instructions de montage
Montageanweisung
Montagevoorschrift
Instruzioni di montaggio
Instrucciones de montaje
Monteringsanvisning

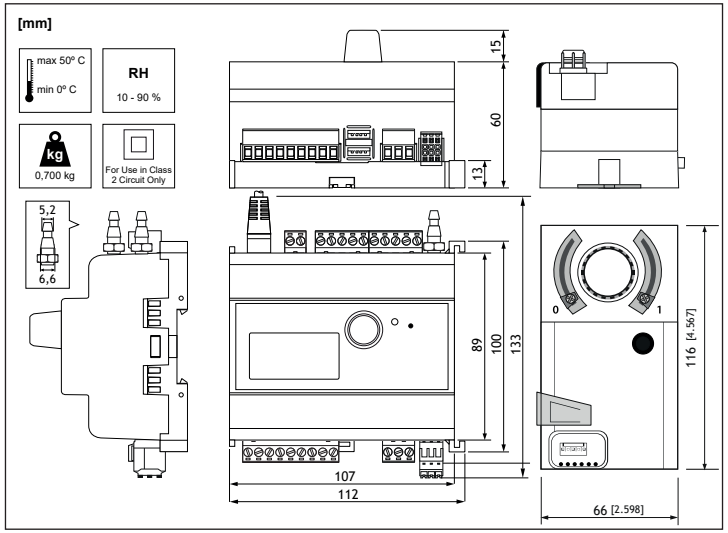

DHCP enabled
User: admin

LOYTEC
A Delta Group Company

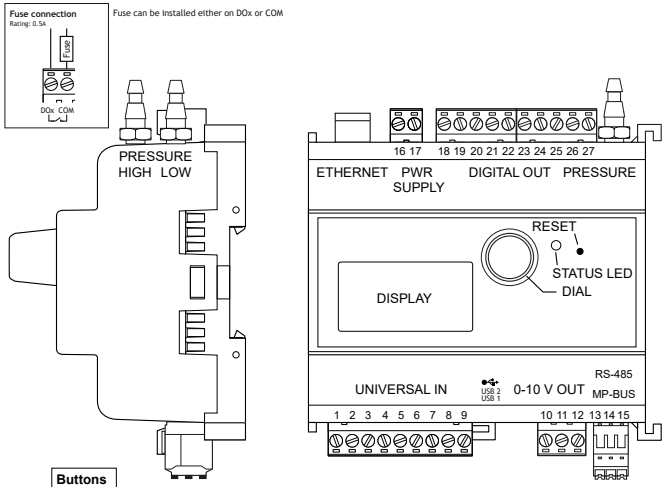

Buttons	
RESET	Reset Button
DIAL	Turn-and-Push Dial

Connectors			
UNIVERSAL INPUT	1	Input UI1	UI1 - UI4 + GND Resistive inputs
	2	Input GND	
	3	Input UI2	
	4	Input UI3	
	5	Input GND	
	6	Input UI4	
	7	Input UI5	UI5 - UI6 + GND Voltage inputs
	8	Input GND	
	9	Input UI6	
ANALOG OUTPUT 0-10 V	10	Output AO1	
	11	Output GND	
	12	Output AO2	
RS-485 top row	13	GND	
	14	+	
	15	-	
MP-BUS bottom row	13	⏚	
	14	MP	
	15*1	± ~	

6 poles: B2CF 3.50/06/180

T

B

*1) internally connected to terminal 16

4.5 lb-in/0.5 Nm

AWG26-AWG16
0.14 - 1.5 mm²

7

0.2 - 2.5 mm²

10

2 poles: Weidmüller BLZP 5.08/02/180
3 poles: Weidmüller BLZP 5.08/03/180
5 poles: Weidmüller BLZP 5.08/05/180
9 poles: Weidmüller BLZP 5.08/09/180

Connectors		
POWER SUPPLY	16	Input 24 V PLUS or AC
	17	Input 24 V MINUS or AC ⚠ Do NOT ground Input 16 (+24 V)
DIGITAL OUTPUT TRIAC 0.5A 24-240 VAC 50 / 60 Hz	18	Output DO1
	19	Output COM
	20	Output DO2
	21	Output COM
	22	Output DO3
DIGITAL OUTPUT TRIAC 0.5A 24-240 VAC 50 / 60 Hz	23	Output COM
	24	Output DO4
	25	Output COM
	26	Output DO5
	27	Output COM
PRESSURE		Pressure Input LOW Pressure Input HIGH

LIOB-585	
Status LED	
OFF	Unconfigured
GREEN	In Operation
ORANGE	In Manual / Override Mode
RED	Error
FLASHING	Traffic

Please update the firmware of the device first, see www.loytec.com

L-ACT Actuator

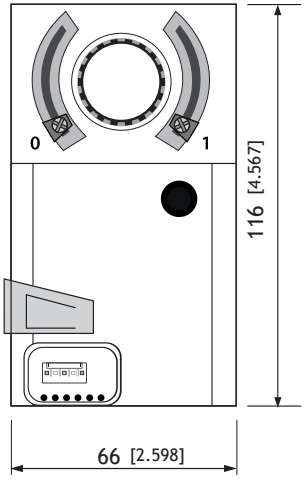

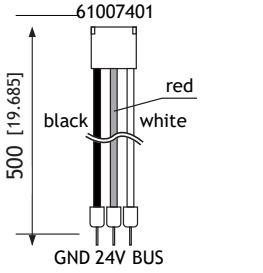

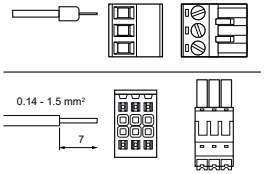

For this terminal type, remove the connector and strip the wires as shown.

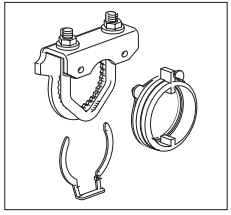

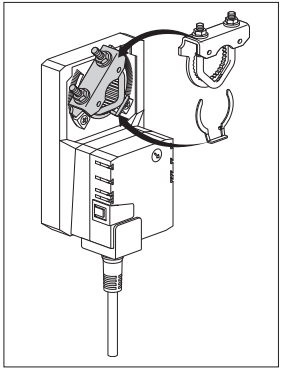

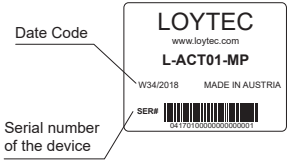

License Notice: This product contains components covered by the GPL and LGPL.
Details on device Web UI or http://loytec.com/os/ Datasheet at https://www.loytec.com